

**Section 1**

**Texas Medical Board  
Summary of Recommendations - House**

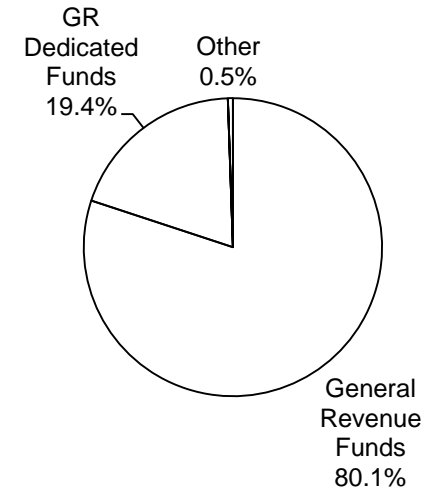
Page VIII - 34  
Mari Robinson, Executive Director

Nora Velasco, LBB Analyst

<b>Method of Financing</b>	<b>2012-13 Base</b>	<b>2014-15 Recommended</b>	<b>Biennial Change</b>	<b>% Change</b>
General Revenue Funds	\$17,675,660	\$17,480,657	(\$195,003)	(1.1%)
GR Dedicated Funds	\$4,235,027	\$4,235,027	\$0	0.0%
<i>Total GR-Related Funds</i>	<i>\$21,910,687</i>	<i>\$21,715,684</i>	<i>(\$195,003)</i>	<i>(0.9%)</i>
Federal Funds	\$0	\$0	\$0	0.0%
Other	\$118,836	\$118,836	\$0	0.0%
<b>All Funds</b>	<b>\$22,029,523</b>	<b>\$21,834,520</b>	<b>(\$195,003)</b>	<b>(0.9%)</b>

	<b>FY 2013 Budgeted</b>	<b>FY 2015 Recommended</b>	<b>Biennial Change</b>	<b>% Change</b>
<b>FTEs</b>	165.0	165.0	0.0	0.0%

**RECOMMENDED FUNDING  
BY METHOD OF FINANCING**

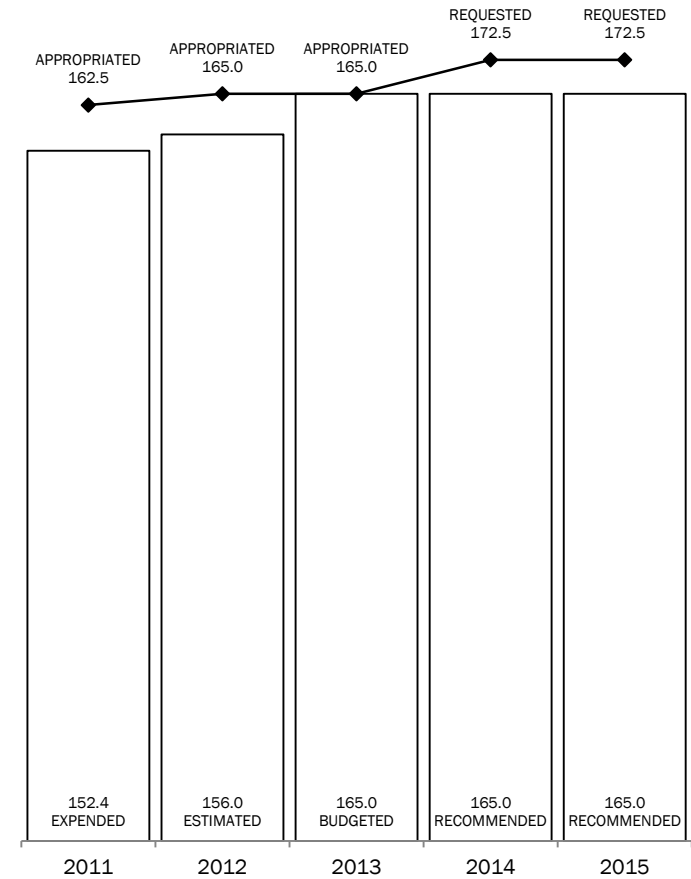
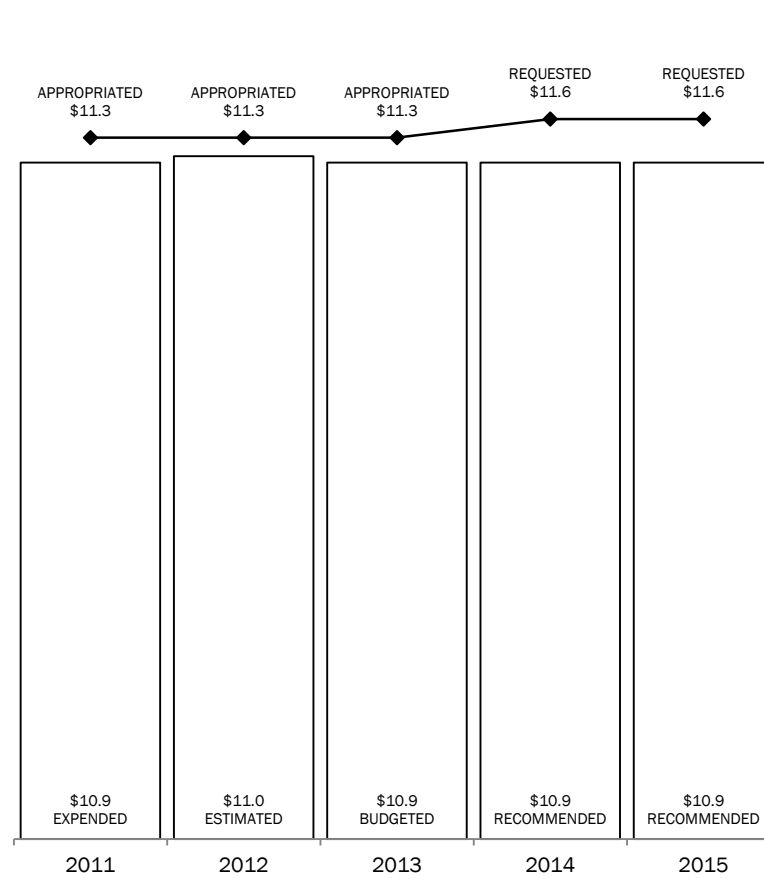
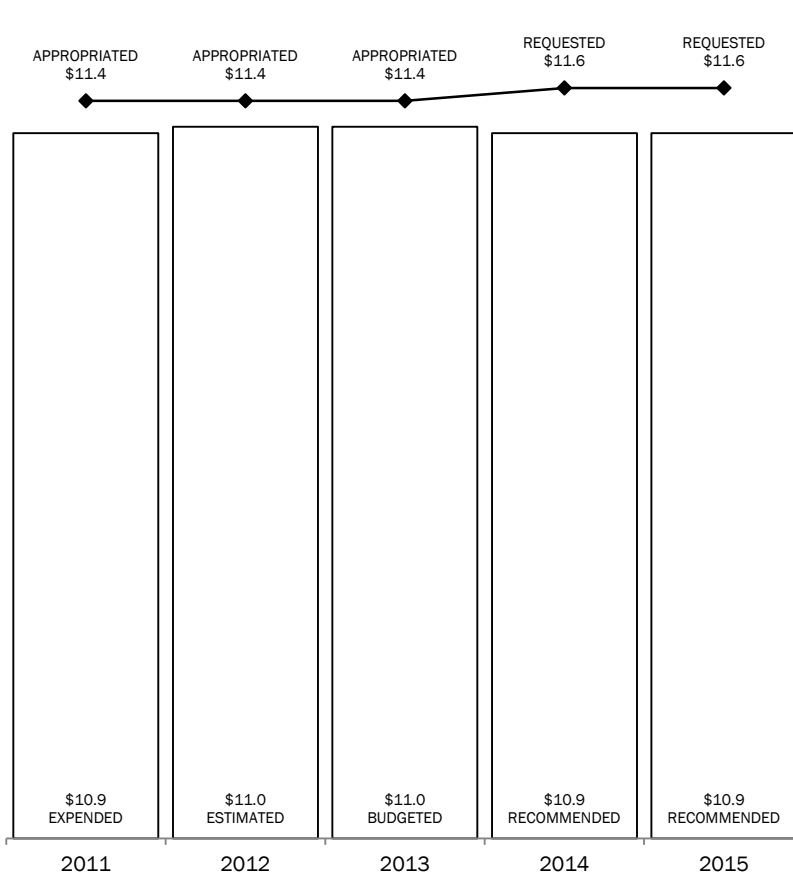


The bill pattern for this agency (2014-15 Recommended) represents an estimated 100% of the agency's estimated total available funds for the 2014-15 biennium.

**ALL FUNDS**

**GENERAL REVENUE AND  
 GENERAL REVENUE-DEDICATED FUNDS**

**FULL-TIME-EQUIVALENT POSITIONS**



Section 2

**Texas Medical Board**  
**Summary of Recommendations - House, By Method of Finance -- ALL FUNDS**

Strategy/Goal	2012-13 Base	2014-15 Recommended	Biennial Change	% Change	Comments (Optional)
LICENSING A.1.1	\$3,495,180	\$3,496,314	\$1,134	0.0%	
TEXAS.GOV A.1.2	\$195,003	\$0	(\$195,003)	(100.0%)	
<b>Total, Goal A, LICENSURE</b>	<b>\$3,690,183</b>	<b>\$3,496,314</b>	<b>(\$193,869)</b>	<b>(5.3%)</b>	
ENFORCEMENT B.1.1	\$13,863,901	\$13,847,503	(\$16,398)	(0.1%)	
PHYSICIAN HEALTH PROGRAM B.1.2	\$806,180	\$806,180	\$0	0.0%	
PUBLIC EDUCATION B.2.1	\$463,823	\$422,901	(\$40,922)	(8.8%)	
<b>Total, Goal B, ENFORCE ACTS</b>	<b>\$15,133,904</b>	<b>\$15,076,584</b>	<b>(\$57,320)</b>	<b>(0.4%)</b>	
INDIRECT ADMIN C.1.1	\$1,320,855	\$1,025,644	(\$295,211)	(22.3%)	
INDIRECT ADMIN C.1.2	\$1,884,581	\$2,235,978	\$351,397	18.6%	Recommendations reallocate funds in alignment with the agency's request to move funds from Licensing strategies to C.1.2. Indirect Administration - Enforcement to accurately reflect staff resources in the enforcement division.
<b>Total, Goal C, INDIRECT ADMINISTRATION</b>	<b>\$3,205,436</b>	<b>\$3,261,622</b>	<b>\$56,186</b>	<b>1.8%</b>	
<b>Grand Total, All Strategies</b>	<b>\$22,029,523</b>	<b>\$21,834,520</b>	<b>(\$195,003)</b>	<b>(0.9%)</b>	Decrease General Revenue funding by \$195,003 for Texas.gov. The agency requested an exemption for Texas.gov from the Department of Information Resources and received approval on August 11, 2011. Beginning in fiscal year 2014, the agency will issue new licenses and process renewals using an in-house licensing database. Reductions in appropriations are consistent with estimated revenue reductions.

## Section 3

### Texas Medical Board Selected Fiscal and Policy Issues

1. **Capital Budget.** Recommendations continue capital budget funding and authority for Network Hardware and Software projects authorized by the 82<sup>nd</sup> Legislature. The schedule established by the agency for the replacement of hardware and software helps the agency maintain an efficient level of use of the agency's computer needs. The recommendations do not include additional capital budget authority and funding the agency requested for information technology and capital budget projects in the next biennium for: network equipment, enterprise software agreement and the replacement of desktops, printers and scanners. Total projects costs for the 2014-15 are \$272,521 for the biennium (\$127,213 in fiscal year 2014 and \$145,308 in fiscal year 2015) in General Revenue. (See Rider Highlights #2 and Items not Included in Recommendations #2)
2. **Texas Physician Health Program (PHP).** Recommendations do not include additional General Revenue funding for PHP which was established by Senate Bill 292, 81st Legislature Regular Session, 2009. The program became operational in fiscal year 2010 to address the treatment of health conditions that have the potential to compromise a physician's ability to practice, including mental health issues and substance abuse and addiction issues. The PHP is administratively attached to the Texas Medical Board (TMB) and has its own governing board and staff. TMB on behalf of the PHP is requesting additional funding in order to meet its current needs and estimated future caseloads of licensees (physicians, physician assistants, surgical assistants and acupuncturists). According to TMB, additional funding (\$316,660 for the biennium) is being requested to hire staff to work on legal issues involving rules, open records requests, board meetings and to assist with program implementation, including education and outreach efforts. This includes \$158,330 and 2.5 FTEs each fiscal year. (See Items not Included in Recommendations #1)
3. **Pain Management Clinics and Office-Based Anesthesia Settings.** Recommendations do not include additional General Revenue funding for additional enforcement resources. TMB is requesting additional funding and staff for inspections of pain management clinics and office-based anesthesia settings. TMB is requesting additional funding to hire staff to assist with biennial inspections of an estimated 150 pain management clinics each year which would result in one inspection per week per TMB investigator. Additional funding would also be used for the inspection of approximately 1,500 Office-Based Anesthesia Settings. The agency anticipates using a 4-year inspection schedule to inspect approximately 380 sites each year. Additional funding (\$612,500 for the biennium) would provide for salaries, travel and start-up costs for three additional investigators, one attorney and one administrative assistant. This includes \$309,700 and 5.0 FTEs in fiscal year 2014 and \$302,800 and 5.0 FTEs in fiscal year 2015. (See Items not Included in Recommendations #3)

**Section 4**

**Texas Medical Board (TMB)  
Performance Review and Policy Report Highlights**

<b>Reports &amp; Recommendations</b>	<b>Report Page</b>	<b>Savings/ (Cost)</b>	<b>Gain/ (Loss)</b>	<b>Fund Type</b>	<b>Included in Introduced Bill</b>	<b>Action Required During Session</b>
--------------------------------------	--------------------	----------------------------	-------------------------	----------------------	--	---------------------------------------

**NO RELATED RECOMMENDATIONS**

## Section 5

### Texas Medical Board Rider Highlights

2. **Capital Budget.** Recommendations continue this rider to provide capital budget authority of \$175,500 in 2012 and \$55,000 in 2013 for the replacement of network hardware and software. (See Selected Fiscal and Policy Issues #1)
  
5. **Contingent Revenue.** Recommendations delete this rider. Additional revenues were generated and appropriations were increased during the 2012-13 biennium for the purposes of this rider. These amounts were also included in the agency's 2014-15 base.

**Section 6**

**Texas Medical Board  
Items not Included in Recommendations - House**

	2014-15 Biennial Total	
	GR & GR- Dedicated	All Funds
1. General Revenue funding and 2.5 additional FTEs each year for the Texas Physician Health Program (See Selected Fiscal and Policy Issues #2)	\$ 316,660	\$ 316,660
a. Salaries and wages (\$252,000 for the biennium)		
\$182,000 for 2.0 Program Specialists II (\$45,500 each year)		
\$70,000 for 0.5 Part-time Attorney IV (\$35,000 each year)		
b. Other Operating Expenses (\$64,660 for the biennium)		
\$5,760 for Other Personnel Costs		
\$12,000 for Professional Fees and Services		
\$1,100 for Consumable Supplies		
\$37,386 for Travel		
\$1,980 for Rent		
\$6,434 for Other Operating Expenses		
2. General Revenue funding and capital budget authority increase (\$127,213 in 2014 and \$145,308 in 2015) for information technology projects (See Selected Fiscal and Policy Issues #1)	\$ 272,521	\$ 272,521
a. purchase of server/storage/network hardware (\$7,305 in 2014 and \$27,500 in 2015)		
b. software replacement and upgrades (\$60,408 each year)		
c. replacement of desktops, printers and scanner (\$59,500 in 2014 and \$57,400 in 2015)		

**Section 6**

**Texas Medical Board  
Items not Included in Recommendations - House**

	<b>2014-15 Biennial Total</b>	
	<b>GR &amp; GR- Dedicated</b>	<b>All Funds</b>
<p>3. General Revenue funding and 5.0 additional FTEs each year for enforcement resources for inspection of pain management clinics and office-based anesthesia settings (See Selected Fiscal and Policy Issues #3)</p> <p style="margin-left: 20px;">a. Salaries and wages (\$450,000 for the biennium)                \$240,000 for 3.0 Investigator III (\$40,000 each year per position)                \$140,000 for 1.0 Attorney IV (\$70,000 each year)                \$70,000 for 1.0 Administrative Assistant (\$35,000 each year)</p> <p style="margin-left: 20px;">b. Other Operating Expenses (\$162,500 for the biennium)                \$7,000 for Other Personnel Costs                \$140,000 for Travel                \$15,500 for Other Operating Expenses</p>	<p>\$ 612,500</p>	<p>\$ 612,500</p>
<b>Total, Items Not Included in the Recommendations</b>	<b>\$ 1,201,681</b>	<b>\$ 1,201,681</b>